

## 1 说明

iW2206 是一款高性能升压控制器，用于需要功率因数校正的 AC/DC 电源。该器件采用 Transition Mode 工作方式，使用微型 SOT23-6 封装，可支持高达 250W 输出功率。

iW2206 能够在各种 AC 输入电压和负载条件下精确控制输出 DC 总线电压。该器件采用数字控制，因此无需外部环路补偿，同时可在所有工作条件下保持环路稳定。凭借 Dialog 的专利 PF-BOOST™ 技术，在整个 AC 输入电压范围的 33% 至 100% 额定负载条件下，iW2206 的功率因数 (PF) 大于 0.9，总谐波失真 (THD) 低于 20%。

iW2206 自身在高达 100W 的应用中可以实现低于 150mW 待机功耗。这样，在许多应用中，无需关闭 PFC 级即可满足空载待机要求。该器件具有自适应电流限制功能，可最大限度减小负载瞬变和启动期间的可听噪声，并且 PFC 就绪时间不到 0.2s。iW2206 的输出 DC 总线电压电平可由用户配置，同时支持“输出跟随 AC 输入电压”或“固定输出电压”的工作方式，满足不同应用需求。

iW2206 还具有各种保护功能，如输出过压、过功率、AC 过压、AC 欠压、电流检测电阻短路、过流、开环和过热保护。这样可以确保实现稳健、可靠的系统性能。

## 2 功能特性

- AC 输入电压范围：90V<sub>AC</sub> ~ 305V<sub>AC</sub>
- 采用微型 SOT-23-6 封装，支持高达 250W 输出功率
- AC 线性和负载调整率 < ±3%
- 在整个 AC 电压范围内大于 33% 额定负载时，PF > 0.9，THD < 20%
- PFC 就绪时间 < 0.2s
- 待机功耗 < 150mW（230V<sub>AC</sub> 输入电压，小于或等于 100W）
- 在各种 AC 电压和负载条件下，以及负载瞬变或启动期间，可听噪声均接近为零
- 可配置输出 DC 总线电压
- 宽工作电源电压 (V<sub>VCC</sub>) 范围：8.0V 至 20V
- 全面的保护功能
  - » 输出过压保护
  - » 输出过功率保护
  - » AC 过压保护
  - » AC 欠压保护
  - » 逐开关周期峰值电流限制
  - » 环路开路保护
  - » 电流检测电阻短路保护
  - » 过温保护

## 3 应用

- 两级 LED 照明驱动器
- 两级适配器、AC/DC 电源

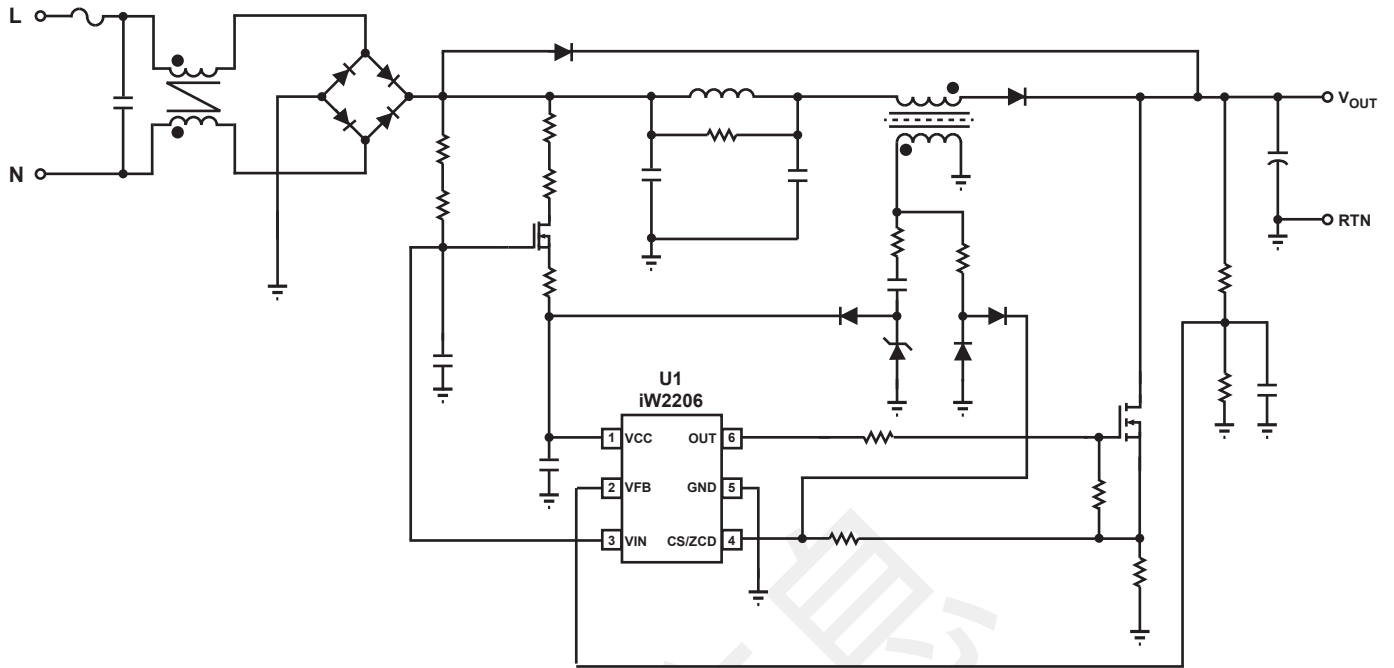


图 3.1 : iW2206 PFC 升压应用电路

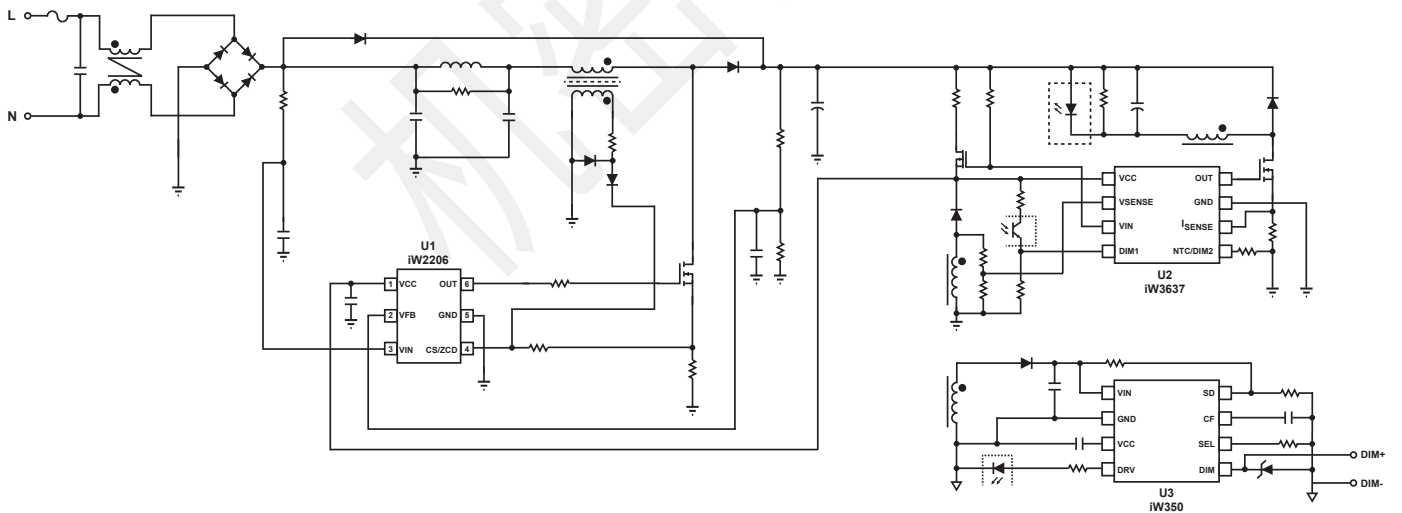


图 3.2 : 用于非隔离式两级可调光 LED 驱动器 (配合 iW3637 和 iW350) 的 iW2206 应用

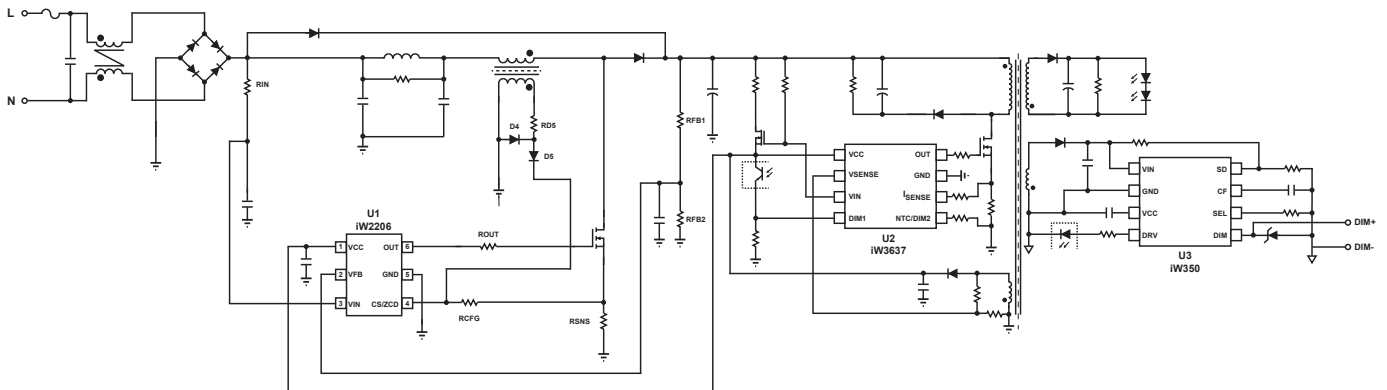


图 3.3 : 用于隔离式两级可调光 LED 驱动器 (配合 iW3637 和 iW350) 的 iW2206 应用

## 4 引脚分配说明

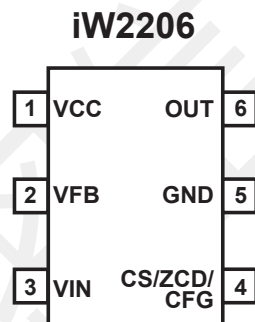


图 4.1 : 6 引脚 SOT23 封装

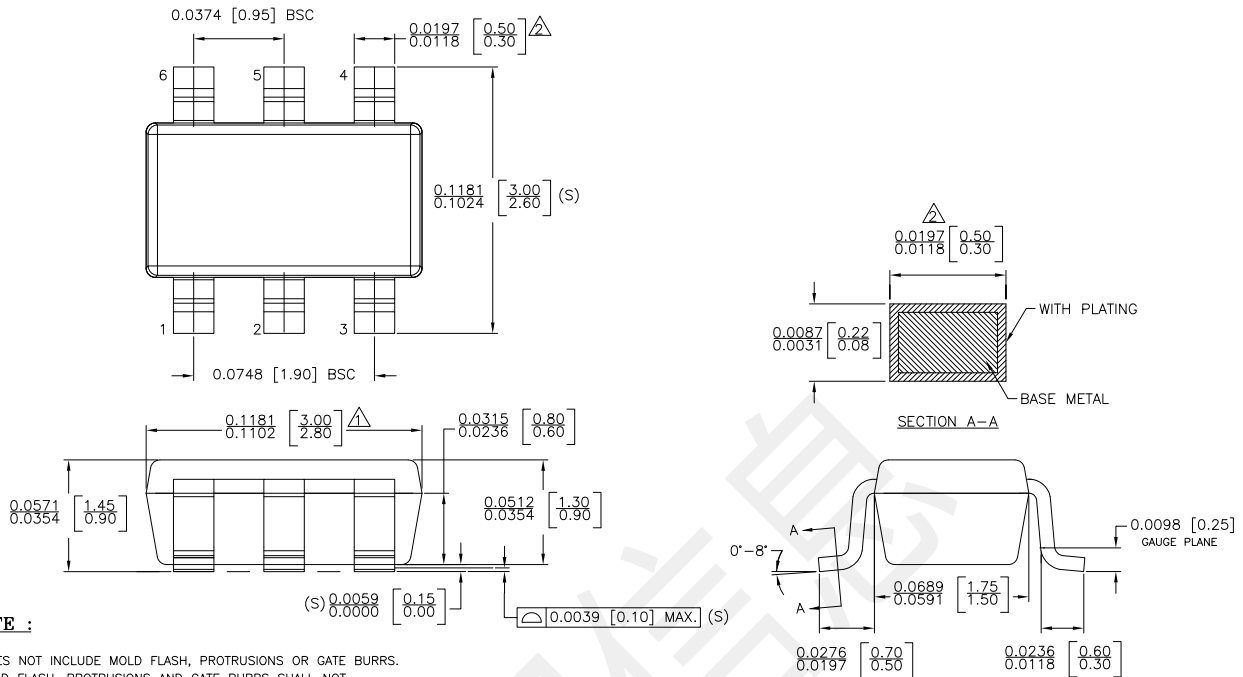
引脚编号	引脚名称	类型	引脚说明
1	VCC	电源输入	IC 电源。
2	VFB	模拟输入	输出 DC 总线电压检测。
3	VIN	模拟输入	输入 AC 电压检测。
4	CS/ZCD/CFG	模拟输入	功率 MOSFET 电流检测、电感退磁检测和配置。
5	GND	接地	接地。
6	OUTPUT	模拟输出	功率 MOSFET 栅极驱动。

## 5 绝对最大额定值

绝对最大额定值是参数值或范围，如果超过绝对最大额定值，可能导致永久性损坏。

参数	符号	值	单位
DC supply voltage range (pin 1, $I_{VCC} = 20\text{mA max}$ )	$V_{VCC}$	-0.3 to 22.0	V
Continuous DC supply current at VCC pin ( $V_{VCC} = 15\text{V}$ )	$I_{VCC}$	20	mA
$V_{VIN}$ (pin 3)		-0.3 to 20.0	V
OUTPUT (pin 6)		-0.3 to 20.0	V
$V_{VFB}$ (pin 2, $I_{FB} \leq 10\text{mA}$ )		-0.7 to 5.0	V
CS/ZCD/CFG input (pin 4)		-0.3 to 5.0	V
Maximum junction temperature	$T_{JMAX}$	150	°C
Operating junction temperature	$T_{JOPT}$	-40 to 150	°C
Storage temperature	$T_{STG}$	-65 to 150	°C
Thermal resistance junction-to-ambient	$\theta_{JA}$	190	°C/W
ESD rating per JEDEC JS-001-2017		$\pm 2,000$	V
Latch-up test per JESD78E		$\pm 100$	mA

## 6 外形尺寸



## NOTE :

1. DOES NOT INCLUDE MOLD FLASH, PROTRUSIONS OR GATE BURRS. MOLD FLASH, PROTRUSIONS AND GATE BURRS SHALL NOT EXCEED 0.127 MM PER SIDE.
2. DOES NOT INCLUDE INTER-LEAD FLASH OR PROTRUSIONS. INTER-LEAD FLASH AND PROTRUSIONS SHALL NOT EXCEED 0.127 MM PER SIDE.
3. DIE IS FACING UP FOR MOLD. DIE IS FACING DOWN FOR TRIM/FORM.
4. THIS PART IS COMPLIANT WITH EIAJ SPECIFICATION SC74A AND JEDEC SPECIFICATION MO-178AB.
5. LEAD SPAN/STAND OFF HEIGHT/COPLANARITY ARE CONSIDERED AS SPECIAL CHARACTERISTIC.(S)
6. CONTROLLING DIMENSIONS IN INCHES. [mm]

STATUS: RELEASED	SCALE: DO NOT SCALE	
TERMINAL FINISH: 100% Sn or NiPdAu (PPF)		
TITLE: 6 SOT23 PACKAGE OUTLINE		
REV: A	REVISION NOTE: NEW DRAWING	DATE: 02-MAR-2015

## 7 订购信息

部件编号	说明	封装	说明
iW2206-00	为二极管下拉驱动电路优化	SOT-23	卷带 <sup>1</sup>
iW2206-10	为PNP快速关断驱动电路优化	SOT-23	卷带 <sup>1</sup>
iW2206-20	关闭OVP, OPP和standby模式来优化恒流应用	SOT-23	卷带 <sup>1</sup>

注 1: 卷带封装数量为 3,000 件/卷。最小封装数量为 3,000 件。

## Disclaimer

Unless otherwise agreed in writing, the Dialog Semiconductor products (and any associated software) referred to in this document are not designed, authorized or warranted to be suitable for use in life support, life-critical or safety-critical systems or equipment, nor in applications where failure or malfunction of a Dialog Semiconductor product (or associated software) can reasonably be expected to result in personal injury, death or severe property or environmental damage. Dialog Semiconductor and its suppliers accept no liability for inclusion and/or use of Dialog Semiconductor products (and any associated software) in such equipment or applications and therefore such inclusion and/or use is at the customer's own risk.

Information in this document is believed to be accurate and reliable. However, Dialog Semiconductor does not give any representations or warranties, express or implied, as to the accuracy or completeness of such information. Dialog Semiconductor furthermore takes no responsibility whatsoever for the content in this document if provided by any information source outside of Dialog Semiconductor.

Dialog Semiconductor reserves the right to change without notice the information published in this document, including, without limitation, the specification and the design of the related semiconductor products, software and applications. Notwithstanding the foregoing, for any automotive grade version of the device, Dialog Semiconductor reserves the right to change the information published in this document, including, without limitation, the specification and the design of the related semiconductor products, software and applications, in accordance with its standard automotive change notification process.

Applications, software, and semiconductor products described in this document are for illustrative purposes only. Dialog Semiconductor makes no representation or warranty that such applications, software and semiconductor products will be suitable for the specified use without further testing or modification. Unless otherwise agreed in writing, such testing or modification is the sole responsibility of the customer and Dialog Semiconductor excludes all liability in this respect.

Nothing in this document may be construed as a license for customer to use the Dialog Semiconductor products, software and applications referred to in this document. Such license must be separately sought by customer with Dialog Semiconductor.

All use of Dialog Semiconductor products, software and applications referred to in this document is subject to Dialog Semiconductor's [Standard Terms and Conditions of Sale](#), available on the company website ([www.dialog-semiconductor.com](http://www.dialog-semiconductor.com)) unless otherwise stated.

Dialog, Dialog Semiconductor and the Dialog logo are trademarks of Dialog Semiconductor Plc or its subsidiaries. All other product or service names and marks are the property of their respective owners.

© 2020 Dialog Semiconductor. All rights reserved.

## RoHS Compliance

Dialog Semiconductor's suppliers certify that its products are in compliance with the requirements of Directive 2011/65/EU of the European Parliament on the restriction of the use of certain hazardous substances in electrical and electronic equipment. RoHS certificates from our suppliers are available on request.

## Dialog 半导体有限公司联系方式

**英国**  
Dialog 半导体 (英国) 有限公司  
电话: +44 1793 757700

**德国**  
Dialog 半导体有限公司  
电话: +49 7021 805-0

**荷兰**  
Dialog 半导体有限公司  
电话: +31 73 640 8822

**电子邮件**  
[info\\_pcbg@diasemi.com](mailto:info_pcbg@diasemi.com)

**北美**  
Dialog 半导体有限公司  
电话: +1 408 845 8500

**日本**  
Dialog 半导体有限公司 K.K. 分公司  
电话: +81 3 5769 5100

**中国台湾**  
Dialog 半导体有限公司台湾分公司  
电话: +886 281 786 222

**网站:**  
[www.dialog-semiconductor.com](http://www.dialog-semiconductor.com)

**中国香港**  
Dialog 半导体有限公司香港分公司  
电话: +852 2607 4271

**韩国**  
Dialog 半导体有限公司韩国分公司  
电话: +82 2 3469 8200

**中国**  
Dialog 半导体有限公司 (深圳)  
电话: +86 755 2981 3669

**Dialog 半导体有限公司 (上海)**  
电话: +86 21 5424 9058